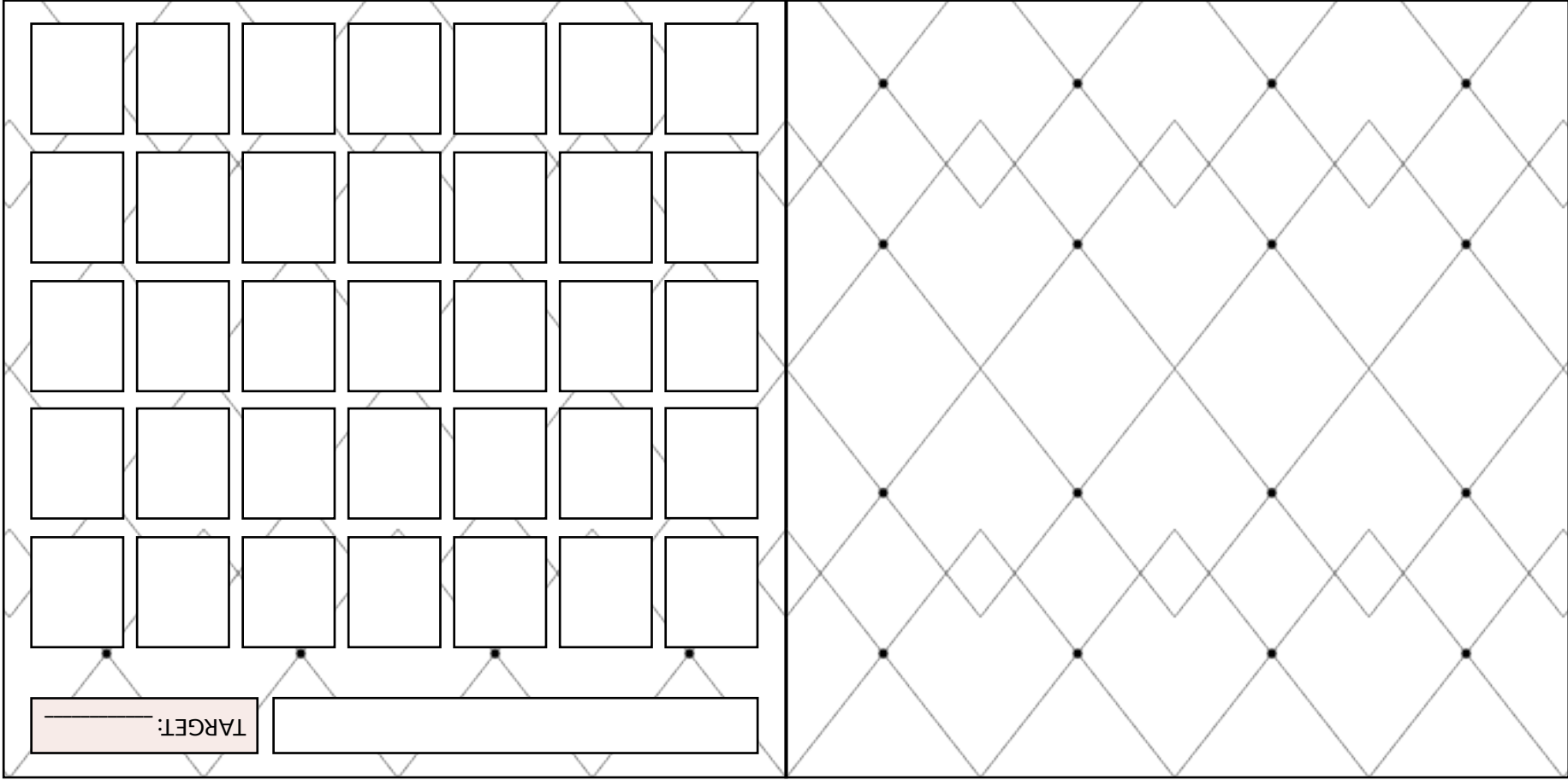




**NOVEL
IN
A
MONTH**

NOTEBOOK



PRODUCTIVITY TRACKER

time	MON	TUES	WED	THUR	FRI	SAT	SUN

by

If found, please contact:

MONTH-BEFORE CHECKLIST

COMMIT TO WRITING A NOVEL IN A MONTH & GET EXCITED.

START MAKING NOTES ABOUT CHARACTERS & STORY IDEAS.

PLAN WHAT YOU'LL DO IF YOU GET STUCK OR LOSE STEAM.

SPEND A DAY CREATING YOUR MAIN CHARACTER(S).

DECIDE ON A TREAT YOU'LL GIVE YOURSELF WHEN YOU WIN.

SPEND A DAY STUDYING NEW-TO-YOU WRITING TECHNIQUES.

COMPLETE ANY CHORES THAT CAN BE DONE EARLY.

SPEND A DAY ENVISIONING YOUR STORY WORLD.

SEEK OUT WRITING BUDDIES & WRITE-INS.

SPEND A DAY RESEARCHING IDEAS FOR YOUR NOVEL.

ENVISION YOUR FAVOURITE SCENES & SCHEDULE THEM.

NOTES

TO RESEARCH		NOTE DOWN SOME PLOT POINTS OR SCENE IDEAS.
		DISCUSS YOUR STORY WITH A FRIEND. LOOK FOR PLOT HOLES.
		SPEND A DAY PLOTTING (FIND A PLOT FORMULA TO HELP).
		SET UP SOFTWARE & HARDWARE.
		SET UP BACKUP SYSTEM & SCHEDULE.
		WRITE MORE PLOT POINTS. LIST AT LEAST ONE PER DAY.
		WARN FRIENDS & FAMILY THAT YOU MAY BE UNAVAILABLE.
		ARRANGE A SPACE TO DO YOUR WRITING.
		ESTIMATE YOUR WORD COUNTS - PER SCENE & PER DAY.
		DECIDE ON YOUR PACE.
		PLAN HOW TO COMPENSATE FOR DAYS YOU CAN'T WRITE.
		WARM UP WITH A WEEK OF MORNING FREEWRITES.
		READ OVER YOUR NOTES. GET EVEN MORE EXCITED.

PREP

TO DO		WORD COUNTS & GOALS	
			DAILY WORD COUNT TARGET:
			APPROX. # OF SCENES IN NOVEL:
			APPROX. # OF WORDS PER SCENE:
			APPROX. # OF SCENES PER DAY:
			APPROX. TIME TO SPEND WRITING EACH DAY:

FINAL REVIEW

NOTES:

NOTES FOR REVISION:

PEOPLE

	NAME	DESCRIPTION

PEOPLE

CHARACTER NOTES



FINAL REVIEW

DISCOVERIES, EPIPHANIES, WINS:

WHAT WAS EASY TO WRITE & WHAT WAS DIFFICULT:

WHAT I DID WELL & WHAT I COULD IMPROVE:

TOTAL WORDS: _____

FINAL REVIEW		PLACES			
DATE: _____					
DAYS THAT I HIT THE TARGET WORD COUNT:			NAME	LOCATION	DESCRIPTION
DAY I HIT MY TOTAL TARGET WORD COUNT:					
TOTAL TIME I SPENT WRITING:					
AVERAGE TIME I SPENT WRITING EACH DAY:					
MOST PRODUCTIVE WRITING DAY/SESSION:					
BEST TIME OF DAY TO WRITE:					
WORST TIME OF DAY TO WRITE:					
BEST PLACE TO WRITE:					
WORD SPRINT/WAR & DARE WORD COUNT:					
APPROX. # OF WORDS TO FINISH STORY:					
LOCATION OF MANUSCRIPT/BACKUP:					
LOCATION OF NOTES:					

PLACES


WORLD NOTES



WEEK 4 REVIEW

TOTAL WORDS: _____

TRIALS, TRIBULATIONS & TRIUMPHS:



THINGS TO KEEP IN MIND NEXT WEEK:



WEEK 4 REVIEW

DATE: _____

WORD WRITTEN:

WORDS LEFT:

I'M FEELING:

I LEARNT:

LAST SENTENCE I
WROTE:

MY FAVOURITE
LINE / SENTENCE:

MY FAVOURITE
SCENE:

MY BEST WRITING
SESSION:

PLOT & STORY

GENRE: _____

SYNOPSIS:

THEMES:

PLOT

PLOT POINTS

WORDS	STAGE	DESCRIPTION	

WEEK 3 REVIEW

TOTAL WORDS: _____

TRIALS, TRIBULATIONS & TRIUMPHS:

[Empty box for recording trials, tribulations, and triumphs]

THINGS TO KEEP IN MIND NEXT WEEK:

[Empty box for recording things to keep in mind next week]

WEEK 3 REVIEW

DATE: _____

PLOT POINTS

WORD WRITTEN:			DESCRIPTION	STAGE	WORDS
WORDS LEFT:					
I'M FEELING:					
I LEARNT:					
LAST SENTENCE I WROTE:					
MY FAVOURITE LINE / SENTENCE:					
MY FAVOURITE SCENE:					
MY BEST WRITING SESSION:					

TIMELINE

	EVENT	START	END

WEEK 1 REVIEW

TOTAL WORDS: _____

TRIALS, TRIBULATIONS & TRIUMPHS:

THINGS TO KEEP IN MIND NEXT WEEK:


PROGRESS

TIMELINE			WEEK 2 REVIEW	
END	START	EVENT	DATE: _____	
				WORD WRITTEN:
				WORDS LEFT:
				I'M FEELING:
				I LEARNT:
				LAST SENTENCE I WROTE:
				MY FAVOURITE LINE / SENTENCE:
				MY FAVOURITE SCENE:
				MY BEST WRITING SESSION:

WEEK 1 REVIEW		PROMPTS & WARM-UPS			
DATE: _____					
WORD WRITTEN:			DESCRIPTION	WORDS	DATE
WORDS LEFT:					
I'M FEELING:					
I LEARNT:					
LAST SENTENCE I WROTE:					
MY FAVOURITE LINE / SENTENCE:					
MY FAVOURITE SCENE:					
MY BEST WRITING SESSION:					

PROMPTS

INSPIRATION & ALLUSIONS



MOTIVATION

WHY I LOVE MY STORY:

WHY I LOVE MY MAIN CHARACTER(S):

WHY I MUST FINISH WRITING THIS NOVEL:

HOW I'M GOING TO CELEBRATE FINISHING:

“

QUOTATIONS

”

GET UNSTUCK

THINGS TO DO WHEN I GET STUCK:

THINGS TO DO WHEN I FALL BEHIND:

